

Harrison County, Texas

Auditor's Report



For the Month Ending

September 2017

Becky Haynes
Harrison County Auditor



OFFICE OF
COUNTY AUDITOR
HARRISON COUNTY COURTHOUSE
ROOM 326
MARSHALL, TEXAS 75670

November 13, 2017

Honorable District Judge of the 71st District Court and
Honorable Members of the Harrison County Commissioners Court:

The unaudited and unadjusted Monthly Financial Report of Harrison County, Texas for the month ending September 30, 2017 is submitted herewith. This report is submitted as required by Section 114.024 and 114.025 of the Texas Local Government Code and was prepared by the County Auditor.

From month to month the report may change content in order to provide new or additional information.

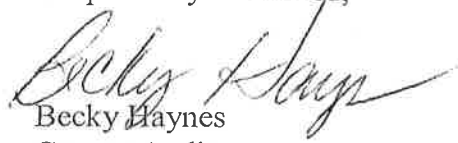
The Monthly Financial Report is presented in the following sections:

- Schedule of Fund Balances for all Funds
- Schedule of Comparative Data for General Fund and Road & Bridge Fund
- Schedule of Receipts and Disbursements by Fund including Budget information
- Schedule of Outstanding Debt

The Required Financial Schedules section presents certain financial data that is required by state statute.

Should you have any questions concerning this report, please contact me.

Respectfully submitted,


Becky Haynes
County Auditor

HARRISON COUNTY, TEXAS
FY17 Unaudited and Unadjusted Fund Balances
September 30, 2017

Fund	09-01-17 Fund Balance	Total Revenues	Total Expenses	Transfers	09-30-17 Fund Balance
100 - GENERAL FUND	\$5,951,695	18,435,061	18,885,925	(\$50,000)	\$5,450,831
110 - JURY FUND	24,723	217,293	209,403		32,613
120 - HARRISON CO BAIL BOND BOARD	14,298	2,168	0		16,466
130 - PROTESTED PROPERTY TAX FUND	0	477,122	0		477,122
140 - ROAD & BRIDGE FUND	350,918	4,443,553	4,714,365		80,106
145 - ROAD DAMAGE FUND	266,741	52,868	24,250		295,359
150 - BAIL BOND SURETY FUND	102,554	442	0		102,996
160 - PERMANENT SCHOOL FUND	100,563	4,970	0		105,533
180 - EMERGENCY OPERATION FUND	5,704	10	0		5,714
200 - ELECTION CONTRACTS FUND	24,165	44,042	29,839		38,368
220 - CONSTABLES-TRAIN/FORF FUND	10,444	4,208	1,794		12,858
240 - AIRPORT MAINTENANCE FUND	197,140	180,103	176,556		200,687
260 - TAX COLL. V.I.T. FUND	92,697	7,117	460		99,354
270 - HARRISON COUNTY YOUTH ENRICHMEI	71,922	92,661	84,774		79,809
280 - CAPITAL MURDER FUND	0	49,082	0		49,082
300 - JUSTICE TECHNOLOGY FUND	194,739	23,091	14,152		203,679
310 - DISTRICT COURT TECHNOLOGY	30,543	6,318	2,363		34,499
320 - COUNTY COURT TECHNOLOGY FUND	2,074	1,853	744		3,184
330 - CASE MANAGER FUND	22,133	22,817	8,453		36,497
410 - LAW LIBRARY FUND	71,375	42,050	43,003		70,422
450 - JUVENILE SERVICES FUND	266,802	1,329,377	1,249,499		346,680
460 - JUVENILE GRANT FUND	6,906	550,172	547,688		9,390
470 - STAR BOOT CAMP FUND	26	44	0		70
480 - TITLE IV-E FUND	0	0	0		0
490 - COUNTY GRANT FUND	40,156	419,256	404,312		55,101
500 - RECORDS PRESERVATION	96,371	164,752	144,933		116,190
510 - COUNTY RECORDS PRESERVATION	174,133	20,186	899		193,420
511 - RECORD ARCHIVES FUND	100,325	123,329	134,000		89,653
512 - VITAL ARCHIVES FUND	8,060	4,014	0		12,074
513 - DISTRICT CLERK RECORDS MGM.	68,250	5,932	963		73,220
514 - DC PRESERVATION HB3637 FUND	59,822	6,071	0		65,894
515 - CC PRESERVATION HB3637 FUND	30,156	3,868	0		34,024
550 - SECURITY FUND	22,486	37,481	90,264	50,000	19,702
551 - SUB-COURTHOUSE SECURITY FUND	65,441	5,672	0		71,113
560 - COURT-INITIATED GUARDIANSHIP FUNE	28,337	5,053	0		33,391
570 - 6TH COURT OF APPEALS FUND	1,337	0	437		900
610 - CH JAIL INT. & SINK. FUND	15,133	971,770	981,931		4,972
700 - ELEVATOR FUND	0	0	0		0
710 - PERMANENT IMPROVEMENT FUND	165,897	165,807	294,762		36,942
720 - JAIL CONSTRUCTION FUND	0	1	0		1
730 - COURTHOUSE CONSTRUCTION	5,460	24	0		5,484
740 - TOBACCO SETTLEMENT FUND	364,845	44,904	24,450		385,299
750 - COURTHOUSE MAINTENANCE	283,795	1,222	184		284,834
850 - OPEB TRUST FUND	853,473	406,015	5,318		1,254,170
880 - OFFICIAL'S AGENCY FUND	0	0	0		0
890 - DA SPECIAL FUND	216,181	40,425	43,952		212,654
940 - EMPLOYEE BENEFIT TRUST FUND	(66,292)	2,633,726	2,523,640		43,794
TOTALS	\$10,341,530	31,045,931	30,643,312	\$0	\$10,744,149

HARRISON COUNTY, TEXAS

General Fund revenues for fiscal year 2017 to date total \$18,435,061 in comparison to \$17,707,142 in fiscal year 2016, an increase of \$727,918 or 4.11%. The table below reflects the year-to-date trend of General Fund revenues through September 2017 in comparison to the same period last fiscal year.

Year-To-Date General Fund Revenue
With Comparative Totals for Fiscal Year 2016

Revenue By Source	FY 2017 Amount	FY 2016 Amount	Change from 2016	Percent Change From 2016
Ad Valorem Taxes	15,442,692	14,738,760	703,932	4.78%
Miscellaneous Taxes	23,361	36,830	(13,468)	-36.57%
Licenses & Permits	78,755	88,327	(9,572)	-10.84%
Fines & Forfeitures	25,300	23,102	2,198	9.51%
Intergovernmental	492,442	671,589	(179,147)	-26.68%
Charges for Services	1,958,304	1,793,299	165,004	9.20%
Investment Earnings	65,006	50,049	14,957	29.88%
Miscellaneous	349,201	305,187	44,014	14.42%
Other Financing Sources	0	0	0	NA
Total Revenue	18,435,061	17,707,142	727,918	4.11%

General Fund expenditures for fiscal year 2017 to date total \$18,885,924 in comparison to \$19,067,647 in fiscal year 2016, a decrease of \$181,723 or -0.95%. The table below reflects the year-to-date trend of General Fund expenditures through September 2017 in comparison to the same period last fiscal year.

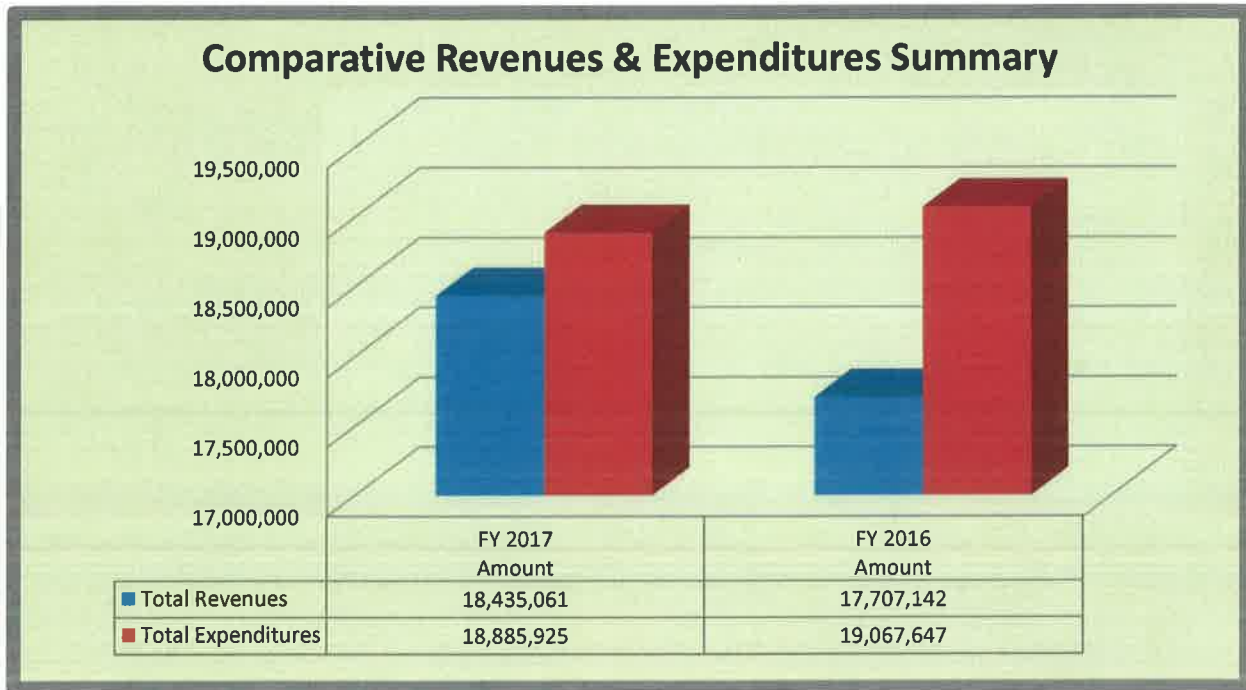
Year-To-Date General Fund Expenditures
With Comparative Totals for Fiscal Year 2016

Expenditures by Function	FY 2017 Amount	FY 2016 Amount	Change from 2016	Percent Change From 2016
General Administration	4,204,158	4,518,526	(314,369)	-6.96%
Judicial	1,329,982	1,327,771	2,211	0.17%
Legal	1,829,367	1,588,349	241,018	15.17%
Elections	256,670	203,731	52,939	25.98%
Financial Administration	1,573,683	1,601,691	(28,008)	-1.75%
Public Facilities	862,976	820,034	42,942	5.24%
Public Safety	7,633,955	7,474,530	159,425	2.13%
Health and Welfare	855,374	1,214,311	(358,937)	-29.56%
Culture and Recreation	80,171	71,261	8,910	12.50%
Conservation	177,989	183,444	(5,455)	-2.97%
Public Service	81,601	64,000	17,601	27.50%
Total Expenditures	18,885,925	19,067,647	(181,723)	-0.95%

HARRISON COUNTY, TEXAS

Year-To-Date General Fund Revenues and Expenditures Summary
With Comparative Totals for Fiscal Year 2016

	FY 2017 Amount	FY 2016 Amount	Change from 2016	Percent Change From 2016
Total Revenues	18,435,061	17,707,142	727,918	4.11%
Total Expenditures	18,885,925	19,067,647	(181,723)	-0.95%
Revenues over (under) Expense	(450,864)	(1,360,505)	909,641	



HARRISON COUNTY, TEXAS

Road & Bridge Fund revenues for fiscal year 2017 to date total \$4,443,553 in comparison to \$5,441,735 in fiscal year 2016, a decrease of (\$998,181) or -18.34%. The table below reflects the year-to-date trend of Road & Bridge Fund revenues through September 2017 in comparison to the same period last fiscal year.

Year-To-Date Road & Bridge Fund Revenue
With Comparative Totals for Fiscal Year 2016

Revenue By Source	FY 2017 Amount	FY 2016 Amount	Change from 2016	Percent Change From 2016
Ad Valorem Taxes	2,574,791	2,787,704	(212,913)	N/A
Licenses & Permits	832,257	1,022,585	(190,328)	-18.61%
Fines & Forfeitures	826,057	930,551	(104,493)	N/A
Intergovernmental	72,207	602,171	(529,964)	-88.01%
Charges for Services	111,520	1,622	109,898	N/A
Investment Earnings	5,296	4,279	1,016	N/A
Miscellaneous	683	59,146	(58,464)	N/A
Other Financing Sources	20,742	33,676	(12,933)	N/A
Total Revenue	4,443,553	5,441,735	(998,181)	-18.34%

Road & Bridge Fund expenditures for fiscal year 2017 to date total \$4,714,365 in comparison to \$5,377,013 in fiscal year 2016, a decrease of (\$662,648) or -12.32%. The table below reflects the year-to-date trend of Road & Bridge Fund expenditures through September 2017 in comparison to the same period last fiscal year.

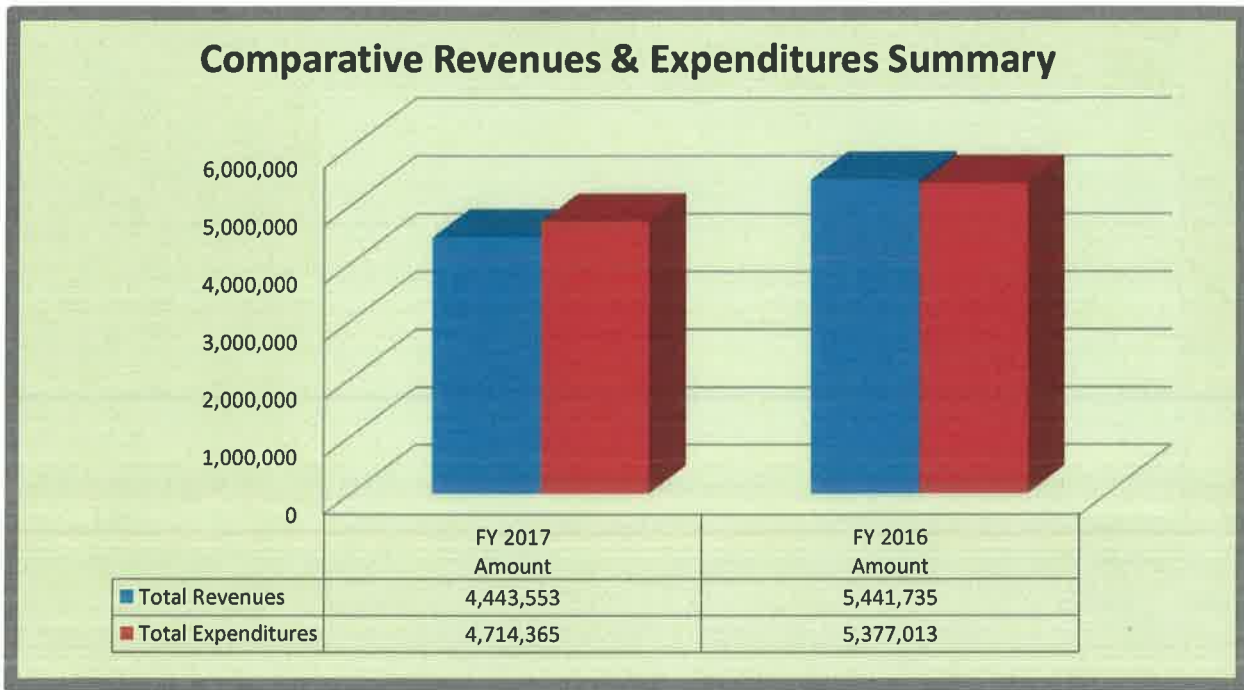
Year-To-Date Road & Bridge Fund Expenditures
With Comparative Totals for Fiscal Year 2016

Expenditures by Function	FY 2017 Amount	FY 2016 Amount	Change from 2016	Percent Change From 2016
General Administration	2,332,427	2,324,836	7,591	0.33%
Public Transportation	2,381,938	3,052,177	(670,239)	-21.96%
Total Expenditures	4,714,365	5,377,013	(662,648)	-12.32%

HARRISON COUNTY, TEXAS

Year-To-Date Road & Bridge Fund Revenues and Expenditures Summary
With Comparative Totals for Fiscal Year 2016

	FY 2017 Amount	FY 2016 Amount	Change from 2016	Percent Change From 2016
Total Revenues	4,443,553	5,441,735	(998,181)	-18.34%
Total Expenditures	4,714,365	5,377,013	(662,648)	-12.32%
Revenues over (under) Expense	(270,812)	64,722	(335,533)	



Monthly Revenue Report



Harrison County

For Fiscal: 2016-2017 Period Ending: 09/30/2017

Departmen...	Original Total Budget	Current Total Budget	Period Activity	Fiscal Activity	Variance Favorable (Unfavorable)	Percent Remaining
Fund: 100 - GENERAL FUND						
310 - AD VALOREM TAXES	15,516,557.00	15,516,557.00	87,664.38	15,442,692.05	(73,864.95)	0.48 %
320 - LICENSES & PERMITS	133,000.00	133,000.00	10,055.00	102,116.35	(30,883.65)	23.22 %
330 - GOVERNMENTAL REVENUE	675,600.00	675,600.00	68,507.17	492,441.89	(183,158.11)	27.11 %
340 - Charges for services	1,946,265.00	1,946,265.00	234,470.20	1,958,303.52	12,038.52	0.62 %
341 - DISMISSAL-DL/REG/MVI/D-DISP	10,000.00	10,000.00	380.00	4,510.00	(5,490.00)	54.90 %
342 - DDC DISMISSAL FEES	8,200.00	8,200.00	566.97	6,600.10	(1,599.90)	19.51 %
343 - TRAFFIC FEES	19,200.00	19,200.00	1,005.00	14,102.74	(5,097.26)	26.55 %
349 - OTHER FEES	1,675.00	1,675.00	0.00	87.10	(1,587.90)	94.80 %
360 - MISCELLANEOUS	265,010.00	265,010.00	27,689.44	235,981.85	(29,028.15)	10.95 %
365 - CONTRIBUTIONS FROM PUBLIC	4,000.00	181,725.02	0.00	178,225.02	(3,500.00)	1.93 %
Fund: 100 - GENERAL FUND Total:	18,579,507.00	18,757,232.02	430,338.16	18,435,060.62	(322,171.40)	1.72 %
Fund: 110 - JURY FUND						
310 - AD VALOREM TAXES	195,371.00	195,371.00	1,101.77	194,284.98	(1,086.02)	0.56 %
330 - GOVERNMENTAL REVENUE	33,000.00	33,000.00	0.00	15,844.00	(17,156.00)	51.99 %
340 - Charges for services	5,500.00	5,500.00	687.92	6,797.35	1,297.35	23.59 %
360 - MISCELLANEOUS	100.00	100.00	165.52	366.84	266.84	266.84 %
Fund: 110 - JURY FUND Total:	233,971.00	233,971.00	1,955.21	217,293.17	(16,677.83)	7.13 %
Fund: 120 - HARRISON CO BAIL BOND BOARD						
320 - LICENSES & PERMITS	100.00	100.00	530.00	2,100.00	2,000.00	2,000.00 %
360 - MISCELLANEOUS	50.00	50.00	41.41	68.02	18.02	36.04 %
Fund: 120 - HARRISON CO BAIL BOND BOARD Total:	150.00	150.00	571.41	2,168.02	2,018.02	1,345.35 %
Fund: 130 - PROTESTED PROPERTY TAX FUND						
310 - AD VALOREM TAXES	0.00	0.00	0.00	477,122.05	477,122.05	0.00 %
Fund: 130 - PROTESTED PROPERTY TAX FUND Total:	0.00	0.00	0.00	477,122.05	477,122.05	0.00 %
Fund: 140 - ROAD & BRIDGE FUND						
310 - AD VALOREM TAXES	2,589,177.00	2,589,177.00	14,601.39	2,574,790.51	(14,386.49)	0.56 %
320 - LICENSES & PERMITS	1,010,460.00	1,010,460.00	1,720.54	832,257.23	(178,202.77)	17.64 %
330 - GOVERNMENTAL REVENUE	216,000.00	297,957.09	0.00	72,207.15	(225,749.94)	75.77 %
340 - Charges for services	20,000.00	84,113.74	45,791.74	111,520.31	27,406.57	32.58 %
350 - FINES & FORFEITURES	950,000.00	950,000.00	55,914.37	826,057.45	(123,942.55)	13.05 %
360 - MISCELLANEOUS	17,000.00	17,000.00	3,343.13	26,720.81	9,720.81	57.18 %
Fund: 140 - ROAD & BRIDGE FUND Total:	4,802,637.00	4,948,707.83	121,371.17	4,443,553.46	(505,154.37)	10.21 %
Fund: 145 - ROAD DAMAGE FUND						
360 - MISCELLANEOUS	151,000.00	151,000.00	22,344.50	52,867.90	(98,132.10)	64.99 %
Fund: 145 - ROAD DAMAGE FUND Total:	151,000.00	151,000.00	22,344.50	52,867.90	(98,132.10)	64.99 %
Fund: 150 - BAIL BOND SURETY FUND						
360 - MISCELLANEOUS	0.00	0.00	266.16	441.92	441.92	0.00 %
Fund: 150 - BAIL BOND SURETY FUND Total:	0.00	0.00	266.16	441.92	441.92	0.00 %
Fund: 160 - PERMANENT SCHOOL FUND						
360 - MISCELLANEOUS	20,050.00	20,050.00	720.53	4,969.75	(15,080.25)	75.21 %
Fund: 160 - PERMANENT SCHOOL FUND Total:	20,050.00	20,050.00	720.53	4,969.75	(15,080.25)	75.21 %
Fund: 180 - EMERGENCY OPERATION FUND						
360 - MISCELLANEOUS	12.00	12.00	0.35	10.25	(1.75)	14.58 %
Fund: 180 - EMERGENCY OPERATION FUND Total:	12.00	12.00	0.35	10.25	(1.75)	14.58 %
Fund: 200 - ELECTION CONTRACTS FUND						
330 - GOVERNMENTAL REVENUE	0.00	0.00	0.00	43,901.47	43,901.47	0.00 %
360 - MISCELLANEOUS	0.00	0.00	90.76	140.10	140.10	0.00 %
Fund: 200 - ELECTION CONTRACTS FUND Total:	0.00	0.00	90.76	44,041.57	44,041.57	0.00 %

Budget Report

For Fiscal: 2016-2017 Period Ending: 09/30/2017

Departmen...	Original Total Budget	Current Total Budget	Period Activity	Fiscal Activity	Variance Favorable (Unfavorable)	Percent Remaining
Fund: 220 - CONSTABLES-TRAIN/FORF FUND						
330 - GOVERNMENTAL REVENUE	0.00	4,154.23	0.00	4,154.23	0.00	0.00 %
360 - MISCELLANEOUS	0.00	0.00	34.09	53.47	53.47	0.00 %
Fund: 220 - CONSTABLES-TRAIN/FORF FUND Total:	0.00	4,154.23	34.09	4,207.70	53.47	1.29 %
Fund: 240 - AIRPORT MAINTENANCE FUND						
340 - Charges for services	73,000.00	73,000.00	5,110.40	78,172.02	5,172.02	7.08 %
360 - MISCELLANEOUS	121,950.00	121,950.00	9,887.87	101,931.12	(20,018.88)	16.42 %
Fund: 240 - AIRPORT MAINTENANCE FUND Total:	194,950.00	194,950.00	14,998.27	180,103.14	(14,846.86)	7.62 %
Fund: 260 - TAX COLL. V.I.T. FUND						
340 - Charges for services	6,500.00	6,500.00	0.00	6,367.57	(132.43)	2.04 %
360 - MISCELLANEOUS	100.00	100.00	170.33	749.61	649.61	649.61 %
Fund: 260 - TAX COLL. V.I.T. FUND Total:	6,600.00	6,600.00	170.33	7,117.18	517.18	7.84 %
Fund: 270 - HARRISON COUNTY YOUTH ENRICHMENT FUND						
340 - Charges for services	96,500.00	96,500.00	6,582.00	92,661.00	(3,839.00)	3.98 %
Fund: 270 - HARRISON COUNTY YOUTH ENRICHMENT FUND Total:	96,500.00	96,500.00	6,582.00	92,661.00	(3,839.00)	3.98 %
Fund: 280 - CAPITAL MURDER FUND						
310 - AD VALOREM TAXES	49,357.00	49,357.00	278.34	49,082.42	(274.58)	0.56 %
Fund: 280 - CAPITAL MURDER FUND Total:	49,357.00	49,357.00	278.34	49,082.42	(274.58)	0.56 %
Fund: 300 - JUSTICE TECHNOLOGY FUND						
340 - Charges for services	39,350.00	39,350.00	1,445.34	20,966.99	(18,383.01)	46.72 %
360 - MISCELLANEOUS	650.00	650.00	216.50	2,124.47	1,474.47	226.84 %
Fund: 300 - JUSTICE TECHNOLOGY FUND Total:	40,000.00	40,000.00	1,661.84	23,091.46	(16,908.54)	42.27 %
Fund: 310 - DISTRICT COURT RECORDS TECHNOLOGY						
349 - OTHER FEES	4,000.00	4,000.00	1,035.35	6,182.83	2,182.83	54.57 %
360 - MISCELLANEOUS	50.00	50.00	84.12	135.33	85.33	170.66 %
Fund: 310 - DISTRICT COURT RECORDS TECHNOLOGY Total:	4,050.00	4,050.00	1,119.47	6,318.16	2,268.16	56.00 %
Fund: 320 - COUNTY & DISTRICT COURT TECHNOLOGY FUND						
349 - OTHER FEES	2,200.00	2,200.00	111.34	1,842.35	(357.65)	16.26 %
360 - MISCELLANEOUS	30.00	30.00	7.24	10.82	(19.18)	63.93 %
Fund: 320 - COUNTY & DISTRICT COURT TECHNOLOGY FUND Total:	2,230.00	2,230.00	118.58	1,853.17	(376.83)	16.90 %
Fund: 330 - CASE MANAGER FUND						
349 - OTHER FEES	24,500.00	24,500.00	1,427.51	22,689.05	(1,810.95)	7.39 %
360 - MISCELLANEOUS	10.00	10.00	85.21	127.77	117.77	1,177.70 %
Fund: 330 - CASE MANAGER FUND Total:	24,510.00	24,510.00	1,512.72	22,816.82	(1,693.18)	6.91 %
Fund: 410 - LAW LIBRARY FUND						
340 - Charges for services	42,500.00	42,500.00	4,561.91	34,008.72	(8,491.28)	19.98 %
360 - MISCELLANEOUS	18,395.00	18,395.00	84.60	8,041.07	(10,353.93)	56.29 %
Fund: 410 - LAW LIBRARY FUND Total:	60,895.00	60,895.00	4,646.51	42,049.79	(18,845.21)	30.95 %
Fund: 420 - CJAD - PRE-TRIAL SERVICES						
330 - GOVERNMENTAL REVENUE	0.00	67,920.00	0.00	61,279.00	(6,641.00)	9.78 %
340 - Charges for services	0.00	14,700.00	0.00	15,270.00	570.00	3.88 %
Fund: 420 - CJAD - PRE-TRIAL SERVICES Total:	0.00	82,620.00	0.00	76,549.00	(6,071.00)	7.35 %
Fund: 430 - CJAD - COMM. SERVICE REST.						
330 - GOVERNMENTAL REVENUE	0.00	40,550.00	0.00	49,309.00	8,759.00	21.60 %
Fund: 430 - CJAD - COMM. SERVICE REST. Total:	0.00	40,550.00	0.00	49,309.00	8,759.00	21.60 %
Fund: 440 - CJAD - BASIC SUPERVISION						
330 - GOVERNMENTAL REVENUE	0.00	23,246.00	0.00	27,477.00	4,231.00	18.20 %
340 - Charges for services	0.00	339,000.00	0.00	383,631.91	44,631.91	13.17 %
360 - MISCELLANEOUS	0.00	800.00	126.38	6,962.79	6,162.79	770.35 %
Fund: 440 - CJAD - BASIC SUPERVISION Total:	0.00	363,046.00	126.38	418,071.70	55,025.70	15.16 %
Fund: 445 - CJAD - CIVIL FEES						
340 - Charges for services	0.00	0.00	0.00	18,354.00	18,354.00	0.00 %
360 - MISCELLANEOUS	0.00	0.00	376.36	610.03	610.03	0.00 %
Fund: 445 - CJAD - CIVIL FEES Total:	0.00	0.00	376.36	18,964.03	18,964.03	0.00 %

Budget Report

For Fiscal: 2016-2017 Period Ending: 09/30/2017

Departmen...	Original Total Budget	Current Total Budget	Period Activity	Fiscal Activity	Variance Favorable (Unfavorable)	Percent Remaining
Fund: 450 - JUVENILE SERVICES FUND						
310 - AD VALOREM TAXES	1,073,511.00	1,073,511.00	6,053.95	1,067,546.08	(5,964.92)	0.56 %
330 - GOVERNMENTAL REVENUE	23,000.00	23,000.00	3,189.65	33,013.05	10,013.05	43.54 %
340 - Charges for services	148,500.00	148,500.00	35,720.00	224,636.19	76,136.19	51.27 %
360 - MISCELLANEOUS	750.00	750.00	1,109.10	4,181.62	3,431.62	457.55 %
Fund: 450 - JUVENILE SERVICES FUND Total:	1,245,761.00	1,245,761.00	46,072.70	1,329,376.94	83,615.94	6.71 %
Fund: 460 - JUVENILE GRANT FUND						
330 - GOVERNMENTAL REVENUE	548,791.00	548,791.00	0.00	549,953.08	1,162.08	0.21 %
360 - MISCELLANEOUS	0.00	0.00	117.38	219.39	219.39	0.00 %
Fund: 460 - JUVENILE GRANT FUND Total:	548,791.00	548,791.00	117.38	550,172.47	1,381.47	0.25 %
Fund: 470 - STAR BOOT CAMP FUND						
360 - MISCELLANEOUS	0.00	0.00	0.18	44.45	44.45	0.00 %
Fund: 470 - STAR BOOT CAMP FUND Total:	0.00	0.00	0.18	44.45	44.45	0.00 %
Fund: 490 - COUNTY GRANT FUND						
330 - GOVERNMENTAL REVENUE	346,439.00	346,439.00	88,018.35	419,017.72	72,578.72	20.95 %
360 - MISCELLANEOUS	0.00	0.00	114.94	238.60	238.60	0.00 %
Fund: 490 - COUNTY GRANT FUND Total:	346,439.00	346,439.00	88,133.29	419,256.32	72,817.32	21.02 %
Fund: 500 - RECORDS PRESERVATION						
349 - OTHER FEES	150,000.00	150,000.00	15,841.00	163,746.11	13,746.11	9.16 %
360 - MISCELLANEOUS	450.00	450.00	228.01	1,005.76	555.76	123.50 %
Fund: 500 - RECORDS PRESERVATION Total:	150,450.00	150,450.00	16,069.01	164,751.87	14,301.87	9.51 %
Fund: 510 - COUNTY RECORDS PRESERVATION						
349 - OTHER FEES	25,000.00	25,000.00	2,484.08	18,542.47	(6,457.53)	25.83 %
360 - MISCELLANEOUS	300.00	300.00	266.10	1,643.84	1,343.84	447.95 %
Fund: 510 - COUNTY RECORDS PRESERVATION Total:	25,300.00	25,300.00	2,750.18	20,186.31	(5,113.69)	20.21 %
Fund: 511 - RECORD ARCHIVES FUND						
349 - OTHER FEES	120,000.00	120,000.00	10,305.00	122,165.00	2,165.00	1.80 %
360 - MISCELLANEOUS	50.00	50.00	375.82	1,163.82	1,113.82	2,227.64 %
Fund: 511 - RECORD ARCHIVES FUND Total:	120,050.00	120,050.00	10,680.82	123,328.82	3,278.82	2.73 %
Fund: 512 - VITAL ARCHIVES FUND						
349 - OTHER FEES	4,000.00	4,000.00	300.00	3,970.00	(30.00)	0.75 %
360 - MISCELLANEOUS	20.00	20.00	28.29	43.62	23.62	118.10 %
Fund: 512 - VITAL ARCHIVES FUND Total:	4,020.00	4,020.00	328.29	4,013.62	(6.38)	0.16 %
Fund: 513 - DISTRICT CLERK RECORDS MGM.						
349 - OTHER FEES	6,000.00	6,000.00	835.40	5,552.53	(447.47)	7.46 %
360 - MISCELLANEOUS	45.00	45.00	164.81	379.33	334.33	742.96 %
Fund: 513 - DISTRICT CLERK RECORDS MGM. Total:	6,045.00	6,045.00	1,000.21	5,931.86	(113.14)	1.87 %
Fund: 514 - DC PRESERVATION HB3637 FUND						
349 - OTHER FEES	8,500.00	8,500.00	1,163.44	5,802.60	(2,697.40)	31.73 %
360 - MISCELLANEOUS	10.00	10.00	165.32	268.72	258.72	2,587.20 %
Fund: 514 - DC PRESERVATION HB3637 FUND Total:	8,510.00	8,510.00	1,328.76	6,071.32	(2,438.68)	28.66 %
Fund: 515 - CC PRESERVATION HB3637 FUND						
349 - OTHER FEES	4,000.00	4,000.00	360.00	3,729.96	(270.04)	6.75 %
360 - MISCELLANEOUS	10.00	10.00	84.81	137.92	127.92	1,279.20 %
Fund: 515 - CC PRESERVATION HB3637 FUND Total:	4,010.00	4,010.00	444.81	3,867.88	(142.12)	3.54 %
Fund: 550 - SECURITY FUND						
349 - OTHER FEES	60,500.00	60,500.00	3,156.07	37,468.96	(23,031.04)	38.07 %
360 - MISCELLANEOUS	60.00	60.00	0.29	11.83	(48.17)	80.28 %
Fund: 550 - SECURITY FUND Total:	60,560.00	60,560.00	3,156.36	37,480.79	(23,079.21)	38.11 %
Fund: 551 - SUB-COURTHOUSE SECURITY FUND						
349 - OTHER FEES	10,000.00	10,000.00	361.44	5,377.73	(4,622.27)	46.22 %
360 - MISCELLANEOUS	30.00	30.00	180.28	294.60	264.60	882.00 %
Fund: 551 - SUB-COURTHOUSE SECURITY FUND Total:	10,030.00	10,030.00	541.72	5,672.33	(4,357.67)	43.45 %

Budget Report

For Fiscal: 2016-2017 Period Ending: 09/30/2017

Departmen...	Original Total Budget	Current Total Budget	Period Activity	Fiscal Activity	Variance Favorable (Unfavorable)	Percent Remaining
Fund: 560 - COURT-INITIATED GUARDIANSHIP FUND						
340 - Charges for services	4,200.00	4,200.00	500.00	4,919.92	719.92	17.14 %
360 - MISCELLANEOUS	100.00	100.00	82.69	133.54	33.54	33.54 %
Fund: 560 - COURT-INITIATED GUARDIANSHIP FUND Total:	4,300.00	4,300.00	582.69	5,053.46	753.46	17.52 %
Fund: 570 - 6TH COURT OF APPEALS FUND						
349 - OTHER FEES	5,500.00	5,500.00	0.00	0.00	(5,500.00)	100.00 %
Fund: 570 - 6TH COURT OF APPEALS FUND Total:	5,500.00	5,500.00	0.00	0.00	(5,500.00)	100.00 %
Fund: 610 - CH JAIL INT. & SINK. FUND						
310 - AD VALOREM TAXES	976,855.00	976,855.00	5,508.86	971,426.68	(5,428.32)	0.56 %
360 - MISCELLANEOUS	500.00	500.00	86.02	343.65	(156.35)	31.27 %
Fund: 610 - CH JAIL INT. & SINK. FUND Total:	977,355.00	977,355.00	5,594.88	971,770.33	(5,584.67)	0.57 %
Fund: 710 - PERMANENT IMPROVEMENT FUND						
310 - AD VALOREM TAXES	164,523.00	164,523.00	927.81	163,607.88	(915.12)	0.56 %
360 - MISCELLANEOUS	500.00	500.00	976.85	2,198.84	1,698.84	339.77 %
Fund: 710 - PERMANENT IMPROVEMENT FUND Total:	165,023.00	165,023.00	1,904.66	165,806.72	783.72	0.47 %
Fund: 720 - JAIL CONSTRUCTION FUND						
360 - MISCELLANEOUS	0.00	0.00	0.06	0.52	0.52	0.00 %
Fund: 720 - JAIL CONSTRUCTION FUND Total:	0.00	0.00	0.06	0.52	0.52	0.00 %
Fund: 730 - COURTHOUSE CONSTRUCTION						
360 - MISCELLANEOUS	0.00	0.00	14.19	23.54	23.54	0.00 %
Fund: 730 - COURTHOUSE CONSTRUCTION Total:	0.00	0.00	14.19	23.54	23.54	0.00 %
Fund: 740 - TOBACCO SETTLEMENT FUND						
321 - OTHER REVENUE	25,000.00	25,000.00	0.00	41,026.38	16,026.38	64.11 %
360 - MISCELLANEOUS	500.00	500.00	414.49	3,877.86	3,377.86	675.57 %
Fund: 740 - TOBACCO SETTLEMENT FUND Total:	25,500.00	25,500.00	414.49	44,904.24	19,404.24	76.10 %
Fund: 750 - COURTHOUSE MAINTENANCE						
360 - MISCELLANEOUS	1,000.00	1,000.00	736.11	1,222.46	222.46	22.25 %
365 - CONTRIBUTIONS FROM PUBLIC	10.00	10.00	0.00	0.00	(10.00)	100.00 %
Fund: 750 - COURTHOUSE MAINTENANCE Total:	1,010.00	1,010.00	736.11	1,222.46	212.46	21.04 %
Fund: 850 - OPEB TRUST FUND						
000 - NON-DEPARTMENTAL	0.00	0.00	0.00	406,014.60	406,014.60	0.00 %
Fund: 850 - OPEB TRUST FUND Total:	0.00	0.00	0.00	406,014.60	406,014.60	0.00 %
Fund: 890 - DA SPECIAL FUND						
330 - GOVERNMENTAL REVENUE	22,500.00	22,500.00	0.00	22,500.00	0.00	0.00 %
340 - Charges for services	15,000.00	15,000.00	2,465.63	14,736.15	(263.85)	1.76 %
350 - FINES & FORFEITURES	2,000.00	2,000.00	0.00	1,800.12	(199.88)	9.99 %
360 - MISCELLANEOUS	100.00	100.00	440.03	1,389.01	1,289.01	1,289.01 %
Fund: 890 - DA SPECIAL FUND Total:	39,600.00	39,600.00	2,905.66	40,425.28	825.28	2.08 %
Fund: 940 - EMPLOYEE BENEFIT TRUST FUND						
000 - NON-DEPARTMENTAL	0.00	0.00	0.00	2,633,725.71	2,633,725.71	0.00 %
Fund: 940 - EMPLOYEE BENEFIT TRUST FUND Total:	0.00	0.00	0.00	2,633,725.71	2,633,725.71	0.00 %
Report Total:	28,014,673.00	28,828,839.08	792,059.59	31,608,825.12	2,779,986.04	9.64 %

Fund Summary

Fund	Original Total Budget	Current Total Budget	Period Activity	Fiscal Activity	Variance Favorable (Unfavorable)	Percent Remaining
100 - GENERAL FUND	18,579,507.00	18,757,232.02	430,338.16	18,435,060.62	(322,171.40)	1.72 %
110 - JURY FUND	233,971.00	233,971.00	1,955.21	217,293.17	(16,677.83)	7.13 %
120 - HARRISON CO BAIL BOND BOA	150.00	150.00	571.41	2,168.02	2,018.02	1,345.35 %
130 - PROTESTED PROPERTY TAX FU	0.00	0.00	0.00	477,122.05	477,122.05	0.00 %
140 - ROAD & BRIDGE FUND	4,802,637.00	4,948,707.83	121,371.17	4,443,553.46	(505,154.37)	10.21 %
145 - ROAD DAMAGE FUND	151,000.00	151,000.00	22,344.50	52,867.90	(98,132.10)	64.99 %
150 - BAIL BOND SURETY FUND	0.00	0.00	266.16	441.92	441.92	0.00 %
160 - PERMANENT SCHOOL FUND	20,050.00	20,050.00	720.53	4,969.75	(15,080.25)	75.21 %
180 - EMERGENCY OPERATION FUN	12.00	12.00	0.35	10.25	(1.75)	14.58 %
200 - ELECTION CONTRACTS FUND	0.00	0.00	90.76	44,041.57	44,041.57	0.00 %
220 - CONSTABLES-TRAIN/FORF FUN	0.00	4,154.23	34.09	4,207.70	53.47	1.29 %
240 - AIRPORT MAINTENANCE FUNI	194,950.00	194,950.00	14,998.27	180,103.14	(14,846.86)	7.62 %
260 - TAX COLL. V.I.T. FUND	6,600.00	6,600.00	170.33	7,117.18	517.18	7.84 %
270 - HARRISON COUNTY YOUTH EN	96,500.00	96,500.00	6,582.00	92,661.00	(3,839.00)	3.98 %
280 - CAPITAL MURDER FUND	49,357.00	49,357.00	278.34	49,082.42	(274.58)	0.56 %
300 - JUSTICE TECHNOLOGY FUND	40,000.00	40,000.00	1,661.84	23,091.46	(16,908.54)	42.27 %
310 - DISTRICT COURT RECORDS TEC	4,050.00	4,050.00	1,119.47	6,318.16	2,268.16	56.00 %
320 - COUNTY & DISTRICT COURT TI	2,230.00	2,230.00	118.58	1,853.17	(376.83)	16.90 %
330 - CASE MANAGER FUND	24,510.00	24,510.00	1,512.72	22,816.82	(1,693.18)	6.91 %
410 - LAW LIBRARY FUND	60,895.00	60,895.00	4,646.51	42,049.79	(18,845.21)	30.95 %
420 - CJAD - PRE-TRIAL SERVICES	0.00	82,620.00	0.00	76,549.00	(6,071.00)	7.35 %
430 - CJAD - COMM. SERVICE REST.	0.00	40,550.00	0.00	49,309.00	8,759.00	21.60 %
440 - CJAD - BASIC SUPERVISION	0.00	363,046.00	126.38	418,071.70	55,025.70	15.16 %
445 - CJAD - CIVIL FEES	0.00	0.00	376.36	18,964.03	18,964.03	0.00 %
450 - JUVENILE SERVICES FUND	1,245,761.00	1,245,761.00	46,072.70	1,329,376.94	83,615.94	6.71 %
460 - JUVENILE GRANT FUND	548,791.00	548,791.00	117.38	550,172.47	1,381.47	0.25 %
470 - STAR BOOT CAMP FUND	0.00	0.00	0.18	44.45	44.45	0.00 %
490 - COUNTY GRANT FUND	346,439.00	346,439.00	88,133.29	419,256.32	72,817.32	21.02 %
500 - RECORDS PRESERVATION	150,450.00	150,450.00	16,069.01	164,751.87	14,301.87	9.51 %
510 - COUNTY RECORDS PRESERVAT	25,300.00	25,300.00	2,750.18	20,186.31	(5,113.69)	20.21 %
511 - RECORD ARCHIVES FUND	120,050.00	120,050.00	10,680.82	123,328.82	3,278.82	2.73 %
512 - VITAL ARCHIVES FUND	4,020.00	4,020.00	328.29	4,013.62	(6.38)	0.16 %
513 - DISTRICT CLERK RECORDS MGI	6,045.00	6,045.00	1,000.21	5,931.86	(113.14)	1.87 %
514 - DC PRESERVATION HB3637 FU	8,510.00	8,510.00	1,328.76	6,071.32	(2,438.68)	28.66 %
515 - CC PRESERVATION HB3637 FU	4,010.00	4,010.00	444.81	3,867.88	(142.12)	3.54 %
550 - SECURITY FUND	60,560.00	60,560.00	3,156.36	37,480.79	(23,079.21)	38.11 %
551 - SUB-COURTHOUSE SECURITY I	10,030.00	10,030.00	541.72	5,672.33	(4,357.67)	43.45 %
560 - COURT-INITIATED GUARDIANŠ	4,300.00	4,300.00	582.69	5,053.46	753.46	17.52 %
570 - 6TH COURT OF APPEALS FUNC	5,500.00	5,500.00	0.00	0.00	(5,500.00)	100.00 %
610 - CH JAIL INT. & SINK. FUND	977,355.00	977,355.00	5,594.88	971,770.33	(5,584.67)	0.57 %
710 - PERMANENT IMPROVEMENT I	165,023.00	165,023.00	1,904.66	165,806.72	783.72	0.47 %
720 - JAIL CONSTRUCTION FUND	0.00	0.00	0.06	0.52	0.52	0.00 %
730 - COURTHOUSE CONSTRUCTION	0.00	0.00	14.19	23.54	23.54	0.00 %
740 - TOBACCO SETTLEMENT FUND	25,500.00	25,500.00	414.49	44,904.24	19,404.24	76.10 %
750 - COURTHOUSE MAINTENANCE	1,010.00	1,010.00	736.11	1,222.46	212.46	21.04 %
850 - OPEB TRUST FUND	0.00	0.00	0.00	406,014.60	406,014.60	0.00 %
890 - DA SPECIAL FUND	39,600.00	39,600.00	2,905.66	40,425.28	825.28	2.08 %
940 - EMPLOYEE BENEFIT TRUST FU	0.00	0.00	0.00	2,633,725.71	2,633,725.71	0.00 %
Report Total:	28,014,673.00	28,828,839.08	792,059.59	31,608,825.12	2,779,986.04	9.64 %



Monthly Expense Report

For Fiscal: 2016-2017 Period Ending: 09/30/2017

Departmen...	Original Total Budget	Current Total Budget	Period Activity	Fiscal Activity	Variance Favorable (Unfavorable)	Percent Remaining
Fund: 100 - GENERAL FUND						
401 - COUNTY JUDGE	227,387.00	203,896.20	19,771.14	185,236.13	18,660.07	9.15 %
402 - COUNTY COMMISSIONERS	358,061.00	365,332.20	39,008.04	363,339.57	1,992.63	0.55 %
403 - COUNTY CLERK	486,940.00	483,425.73	55,045.86	470,268.92	13,156.81	2.72 %
405 - VETERAN'S AFFAIRS	40,899.00	40,822.00	3,750.03	39,237.22	1,584.78	3.88 %
407 - ELECTION ADMINISTRATOR	256,762.00	260,843.74	17,730.43	256,669.73	4,174.01	1.60 %
409 - NON-DEPARTMENTAL	2,933,261.00	3,149,669.38	39,208.91	2,820,214.56	329,454.82	10.46 %
426 - COUNTY COURT AT LAW JUDGE	302,872.00	302,392.84	33,247.38	295,612.23	6,780.61	2.24 %
435 - DISTRICT JUDGE	113,258.00	113,027.00	11,919.97	108,900.87	4,126.13	3.65 %
451 - DISTRICT CLERK	386,093.00	373,832.71	36,999.67	347,907.15	25,925.56	6.94 %
454 - DISTRICT ATTORNEY	817,429.00	817,763.29	91,365.13	799,828.08	17,935.21	2.19 %
461 - JP PRECINCT #1	149,436.00	144,855.00	15,196.82	135,807.86	9,047.14	6.25 %
462 - JP PRECINCT #2	145,322.00	145,322.00	15,569.86	141,573.66	3,748.34	2.58 %
463 - JP PRECINCT #3	156,499.00	156,499.00	16,376.80	149,430.43	7,068.57	4.52 %
464 - JP PRECINCT #4-2	0.00	0.46	0.00	0.46	0.00	0.00 %
465 - JP PRECINCT 4, PL 1	152,061.00	152,060.54	16,942.97	150,748.87	1,311.67	0.86 %
471 - LEGAL EXPENSE	742,132.00	1,035,354.84	136,183.67	1,029,538.48	5,816.36	0.56 %
495 - COUNTY AUDITOR	336,451.00	338,288.09	31,698.42	337,374.32	913.77	0.27 %
496 - HUMAN RESOURCES	114,078.00	110,454.00	12,076.01	108,269.34	2,184.66	1.98 %
497 - COUNTY TREASURER	158,995.00	157,314.00	16,733.61	154,591.39	2,722.61	1.73 %
499 - TAX COLLECTOR	976,115.00	966,123.00	62,684.43	943,061.96	23,061.04	2.39 %
501 - PURCHASING	160,237.00	153,818.91	16,713.84	138,655.37	15,163.54	9.86 %
503 - DATA PROCESSING	231,453.00	206,173.36	17,426.75	155,662.75	50,510.61	24.50 %
511 - BUILDING SUPERINTENDENT	864,168.00	882,652.93	106,393.65	862,975.89	19,677.04	2.23 %
543 - FIRE MARSHAL	158,610.00	160,294.73	18,588.32	154,650.08	5,644.65	3.52 %
551 - CONSTABLE, PRECINCT #1	59,238.00	60,298.00	5,900.95	53,371.70	6,926.30	11.49 %
552 - CONSTABLE, PRECINCT #2	56,368.00	56,101.00	6,895.91	52,374.99	3,726.01	6.64 %
553 - CONSTABLE, PRECINCT #3	55,557.00	57,267.00	6,229.13	55,675.36	1,591.64	2.78 %
554 - CONSTABLE, PRECINCT #4	61,684.00	60,944.90	6,175.78	55,525.72	5,419.18	8.89 %
561 - SHERIFF'S OFFICE	3,923,233.00	3,928,035.36	310,074.03	3,897,808.58	30,226.78	0.77 %
564 - JAIL ANNEX	1,516,886.00	1,609,422.09	203,055.44	1,609,281.41	140.68	0.01 %
565 - JAIL EXPENSE	1,569,631.00	1,490,347.03	167,284.90	1,471,241.13	19,105.90	1.28 %
566 - FINE COLLECTION	97,660.00	96,819.81	10,582.67	94,638.19	2,181.62	2.25 %
581 - DEPT. OF PUBLIC SAFETY	55,680.00	55,680.00	5,713.12	53,872.78	1,807.22	3.25 %
583 - PUBLIC SAFETY	136,015.00	136,015.00	13,792.88	135,515.00	500.00	0.37 %
631 - ON-SITE SEWAGE SERVICES	125,924.00	124,390.34	12,999.77	118,520.63	5,869.71	4.72 %
641 - WELFARE	1,481,199.00	1,224,180.53	128,932.91	736,853.26	487,327.27	39.81 %
651 - CULTURE & RECREATION	80,425.00	80,425.00	5,344.49	80,170.95	254.05	0.32 %
661 - CONSERVATION	22,500.00	22,500.00	0.00	22,500.00	0.00	0.00 %
665 - EXTENSION AGENTS	166,388.00	159,120.00	17,957.32	155,489.37	3,630.63	2.28 %
690 - COMMUNITY CORRECTIONS ASST.	96,000.00	86,000.00	0.00	81,601.00	4,399.00	5.12 %
695 - MISCELLANEOUS	87,100.00	69,970.00	26,299.90	61,929.16	8,040.84	11.49 %
Fund: 100 - GENERAL FUND Total:	19,860,007.00	20,037,732.01	1,757,870.91	18,885,924.55	1,151,807.46	5.75 %
Fund: 110 - JURY FUND						
695 - MISCELLANEOUS	231,819.00	231,819.00	16,988.39	209,402.81	22,416.19	9.67 %
Fund: 110 - JURY FUND Total:	231,819.00	231,819.00	16,988.39	209,402.81	22,416.19	9.67 %
Fund: 120 - HARRISON CO BAIL BOND BOARD						
695 - MISCELLANEOUS	8,400.00	8,400.00	0.00	0.00	8,400.00	100.00 %
Fund: 120 - HARRISON CO BAIL BOND BOARD Total:	8,400.00	8,400.00	0.00	0.00	8,400.00	100.00 %
Fund: 140 - ROAD & BRIDGE FUND						
610 - GENERAL ADMINISTRATION-R&B	2,494,552.00	2,494,234.65	258,735.41	2,332,426.74	161,807.91	6.49 %

Budget Report

For Fiscal: 2016-2017 Period Ending: 09/30/2017

Departmen...	Original Total Budget	Current Total Budget	Period Activity	Fiscal Activity	Variance Favorable (Unfavorable)	Percent Remaining
620 - GENERAL-R&B	2,386,000.00	2,532,388.18	469,422.72	2,381,938.47	150,449.71	5.94 %
Fund: 140 - ROAD & BRIDGE FUND Total:	4,880,552.00	5,026,622.83	728,158.13	4,714,365.21	312,257.62	6.21 %
Fund: 145 - ROAD DAMAGE FUND						
620 - GENERAL-R&B	100,000.00	100,000.00	0.00	24,249.75	75,750.25	75.75 %
Fund: 145 - ROAD DAMAGE FUND Total:	100,000.00	100,000.00	0.00	24,249.75	75,750.25	75.75 %
Fund: 160 - PERMANENT SCHOOL FUND						
695 - MISCELLANEOUS	55,125.00	55,125.00	0.00	0.00	55,125.00	100.00 %
Fund: 160 - PERMANENT SCHOOL FUND Total:	55,125.00	55,125.00	0.00	0.00	55,125.00	100.00 %
Fund: 180 - EMERGENCY OPERATION FUND						
543 - FIRE MARSHAL	1,000.00	1,000.00	0.00	0.00	1,000.00	100.00 %
Fund: 180 - EMERGENCY OPERATION FUND Total:	1,000.00	1,000.00	0.00	0.00	1,000.00	100.00 %
Fund: 200 - ELECTION CONTRACTS FUND						
407 - ELECTION ADMINISTRATOR	0.00	0.00	0.00	29,838.73	(29,838.73)	0.00 %
Fund: 200 - ELECTION CONTRACTS FUND Total:	0.00	0.00	0.00	29,838.73	(29,838.73)	0.00 %
Fund: 220 - CONSTABLES-TRAIN/FORF FUND						
454 - DISTRICT ATTORNEY	0.00	2,982.69	0.00	0.00	2,982.69	100.00 %
543 - FIRE MARSHAL	0.00	3,022.70	0.00	1,010.00	2,012.70	66.59 %
551 - CONSTABLE, PRECINCT #1	0.00	2,432.31	0.00	783.75	1,648.56	67.78 %
552 - CONSTABLE, PRECINCT #2	0.00	4,189.33	0.00	0.00	4,189.33	100.00 %
553 - CONSTABLE, PRECINCT #3	0.00	1,280.20	0.00	0.00	1,280.20	100.00 %
554 - CONSTABLE, PRECINCT #4	0.00	690.92	0.00	0.00	690.92	100.00 %
Fund: 220 - CONSTABLES-TRAIN/FORF FUND Total:	0.00	14,598.15	0.00	1,793.75	12,804.40	87.71 %
Fund: 240 - AIRPORT MAINTENANCE FUND						
695 - MISCELLANEOUS	251,800.00	251,800.00	40,625.13	176,555.70	75,244.30	29.88 %
Fund: 240 - AIRPORT MAINTENANCE FUND Total:	251,800.00	251,800.00	40,625.13	176,555.70	75,244.30	29.88 %
Fund: 260 - TAX COLL. V.I.T. FUND						
499 - TAX COLLECTOR	11,600.00	11,600.00	0.00	459.98	11,140.02	96.03 %
Fund: 260 - TAX COLL. V.I.T. FUND Total:	11,600.00	11,600.00	0.00	459.98	11,140.02	96.03 %
Fund: 270 - HARRISON COUNTY YOUTH ENRICHMENT FUND						
695 - MISCELLANEOUS	96,466.00	96,466.00	0.00	84,773.78	11,692.22	12.12 %
Fund: 270 - HARRISON COUNTY YOUTH ENRICHMENT FUND Total:	96,466.00	96,466.00	0.00	84,773.78	11,692.22	12.12 %
Fund: 300 - JUSTICE TECHNOLOGY FUND						
695 - MISCELLANEOUS	82,520.00	82,520.00	245.00	14,151.96	68,368.04	82.85 %
Fund: 300 - JUSTICE TECHNOLOGY FUND Total:	82,520.00	82,520.00	245.00	14,151.96	68,368.04	82.85 %
Fund: 310 - DISTRICT COURT RECORDS TECHNOLOGY						
695 - MISCELLANEOUS	4,050.00	4,050.00	0.00	2,363.00	1,687.00	41.65 %
Fund: 310 - DISTRICT COURT RECORDS TECHNOLOGY Total:	4,050.00	4,050.00	0.00	2,363.00	1,687.00	41.65 %
Fund: 320 - COUNTY & DISTRICT COURT TECHNOLOGY FUND						
695 - MISCELLANEOUS	2,000.00	2,000.00	0.00	743.89	1,256.11	62.81 %
Fund: 320 - COUNTY & DISTRICT COURT TECHNOLOGY FUND Total:	2,000.00	2,000.00	0.00	743.89	1,256.11	62.81 %
Fund: 330 - CASE MANAGER FUND						
695 - MISCELLANEOUS	20,580.00	20,580.00	1,013.01	8,452.85	12,127.15	58.93 %
Fund: 330 - CASE MANAGER FUND Total:	20,580.00	20,580.00	1,013.01	8,452.85	12,127.15	58.93 %
Fund: 410 - LAW LIBRARY FUND						
695 - MISCELLANEOUS	71,745.00	71,745.00	4,585.34	43,003.19	28,741.81	40.06 %
Fund: 410 - LAW LIBRARY FUND Total:	71,745.00	71,745.00	4,585.34	43,003.19	28,741.81	40.06 %
Fund: 420 - CJAD - PRE-TRIAL SERVICES						
586 - CJAD - PRE-TRIAL SERVICES	0.00	90,248.00	276.55	70,426.89	19,821.11	21.96 %
Fund: 420 - CJAD - PRE-TRIAL SERVICES Total:	0.00	90,248.00	276.55	70,426.89	19,821.11	21.96 %
Fund: 430 - CJAD - COMM. SERVICE REST.						
587 - CJAD - COMM. SERVICE REST.	0.00	85,153.00	1,936.41	53,911.32	31,241.68	36.69 %
Fund: 430 - CJAD - COMM. SERVICE REST. Total:	0.00	85,153.00	1,936.41	53,911.32	31,241.68	36.69 %

Budget Report

For Fiscal: 2016-2017 Period Ending: 09/30/2017

Departmen...	Original Total Budget	Current Total Budget	Period Activity	Fiscal Activity	Variance Favorable (Unfavorable)	Percent Remaining
Fund: 440 - CJAD - BASIC SUPERVISION						
588 - CJAD - BASIC SUPERVISION	0.00	1,113,236.00	22,296.60	620,518.14	492,717.86	44.26 %
Fund: 440 - CJAD - BASIC SUPERVISION Total:	0.00	1,113,236.00	22,296.60	620,518.14	492,717.86	44.26 %
Fund: 450 - JUVENILE SERVICES FUND						
570 - JUVENILE DETENTION	1,215,635.00	1,212,739.61	141,759.12	1,210,945.45	1,794.16	0.15 %
692 - SCHOOL LUNCH PROGRAM	37,434.00	37,434.00	4,176.08	38,553.32	(1,119.32)	-2.99 %
Fund: 450 - JUVENILE SERVICES FUND Total:	1,253,069.00	1,250,173.61	145,935.20	1,249,498.77	674.84	0.05 %
Fund: 460 - JUVENILE GRANT FUND						
575 - JUVENILE STATE AID GRANT "R"	7,219.00	7,219.00	0.00	6,116.25	1,102.75	15.28 %
576 - JUVENILE STATE AID	541,572.00	544,467.39	16,750.12	541,572.01	2,895.38	0.53 %
Fund: 460 - JUVENILE GRANT FUND Total:	548,791.00	551,686.39	16,750.12	547,688.26	3,998.13	0.72 %
Fund: 490 - COUNTY GRANT FUND						
568 - MENTAL OFFICER GRANT	81,000.00	81,000.00	81,000.00	81,000.00	0.00	0.00 %
701 - TOBACCO COMPLIANCE GRANT	0.00	0.00	186.75	6,531.88	(6,531.88)	0.00 %
702 - TXDOT-TRANSPORT INFRASTRUCTURE	100.00	100.00	0.00	0.00	100.00	100.00 %
707 - BJA-SCAAP GRANT	8,000.00	8,000.00	0.00	0.00	8,000.00	100.00 %
722 - TITLE IV-E LEGAL	13,839.00	13,839.00	0.00	0.00	13,839.00	100.00 %
930 - TALLEY WATER SUPPLY	243,500.00	243,500.00	0.00	316,780.00	(73,280.00)	-30.09 %
Fund: 490 - COUNTY GRANT FUND Total:	346,439.00	346,439.00	81,186.75	404,311.88	(57,872.88)	-16.71 %
Fund: 500 - RECORDS PRESERVATION						
403 - COUNTY CLERK	156,600.00	156,600.00	74,433.46	144,933.46	11,666.54	7.45 %
Fund: 500 - RECORDS PRESERVATION Total:	156,600.00	156,600.00	74,433.46	144,933.46	11,666.54	7.45 %
Fund: 510 - COUNTY RECORDS PRESERVATION						
403 - COUNTY CLERK	40,000.00	40,000.00	0.00	899.17	39,100.83	97.75 %
Fund: 510 - COUNTY RECORDS PRESERVATION Total:	40,000.00	40,000.00	0.00	899.17	39,100.83	97.75 %
Fund: 511 - RECORD ARCHIVES FUND						
403 - COUNTY CLERK	150,000.00	150,000.00	134,000.00	134,000.00	16,000.00	10.67 %
Fund: 511 - RECORD ARCHIVES FUND Total:	150,000.00	150,000.00	134,000.00	134,000.00	16,000.00	10.67 %
Fund: 512 - VITAL ARCHIVES FUND						
403 - COUNTY CLERK	8,000.00	8,000.00	0.00	0.00	8,000.00	100.00 %
Fund: 512 - VITAL ARCHIVES FUND Total:	8,000.00	8,000.00	0.00	0.00	8,000.00	100.00 %
Fund: 513 - DISTRICT CLERK RECORDS MGM.						
451 - DISTRICT CLERK	30,000.00	30,000.00	0.00	962.77	29,037.23	96.79 %
Fund: 513 - DISTRICT CLERK RECORDS MGM. Total:	30,000.00	30,000.00	0.00	962.77	29,037.23	96.79 %
Fund: 515 - CC PRESERVATION HB3637 FUND						
403 - COUNTY CLERK	6,000.00	6,000.00	0.00	0.00	6,000.00	100.00 %
Fund: 515 - CC PRESERVATION HB3637 FUND Total:	6,000.00	6,000.00	0.00	0.00	6,000.00	100.00 %
Fund: 550 - SECURITY FUND						
520 - SECURITY	100,210.00	100,210.00	9,123.51	90,264.23	9,945.77	9.92 %
Fund: 550 - SECURITY FUND Total:	100,210.00	100,210.00	9,123.51	90,264.23	9,945.77	9.92 %
Fund: 551 - SUB-COURTHOUSE SECURITY FUND						
521 - SECURITY - SUB C/H	13,415.00	13,415.00	0.00	0.00	13,415.00	100.00 %
Fund: 551 - SUB-COURTHOUSE SECURITY FUND Total:	13,415.00	13,415.00	0.00	0.00	13,415.00	100.00 %
Fund: 560 - COURT-INITIATED GUARDIANSHIP FUND						
695 - MISCELLANEOUS	4,300.00	4,300.00	0.00	0.00	4,300.00	100.00 %
Fund: 560 - COURT-INITIATED GUARDIANSHIP FUND Total:	4,300.00	4,300.00	0.00	0.00	4,300.00	100.00 %
Fund: 570 - 6TH COURT OF APPEALS FUND						
403 - COUNTY CLERK	2,500.00	2,500.00	935.00	160.00	2,340.00	93.60 %
451 - DISTRICT CLERK	3,000.00	3,000.00	1,226.90	276.78	2,723.22	90.77 %
Fund: 570 - 6TH COURT OF APPEALS FUND Total:	5,500.00	5,500.00	2,161.90	436.78	5,063.22	92.06 %
Fund: 610 - CH JAIL INT. & SINK. FUND						
695 - MISCELLANEOUS	981,921.00	981,921.00	415.00	981,931.15	(10.15)	0.00 %
Fund: 610 - CH JAIL INT. & SINK. FUND Total:	981,921.00	981,921.00	415.00	981,931.15	(10.15)	0.00 %

Budget Report

For Fiscal: 2016-2017 Period Ending: 09/30/2017

Departmen...	Original Total Budget	Current Total Budget	Period Activity	Fiscal Activity	Variance Favorable (Unfavorable)	Percent Remaining
Fund: 710 - PERMANENT IMPROVEMENT FUND						
695 - MISCELLANEOUS	250,000.00	550,000.00	64,765.05	294,761.97	255,238.03	46.41 %
Fund: 710 - PERMANENT IMPROVEMENT FUND Total:	250,000.00	550,000.00	64,765.05	294,761.97	255,238.03	46.41 %
Fund: 740 - TOBACCO SETTLEMENT FUND						
690 - COMMUNITY CORRECTIONS ASST.	29,450.00	29,450.00	0.00	24,450.00	5,000.00	16.98 %
Fund: 740 - TOBACCO SETTLEMENT FUND Total:	29,450.00	29,450.00	0.00	24,450.00	5,000.00	16.98 %
Fund: 750 - COURTHOUSE MAINTENANCE						
695 - MISCELLANEOUS	20,000.00	20,000.00	22.90	183.90	19,816.10	99.08 %
Fund: 750 - COURTHOUSE MAINTENANCE Total:	20,000.00	20,000.00	22.90	183.90	19,816.10	99.08 %
Fund: 850 - OPEB TRUST FUND						
000 - NON-DEPARTMENTAL	0.00	0.00	0.00	5,317.57	(5,317.57)	0.00 %
Fund: 850 - OPEB TRUST FUND Total:	0.00	0.00	0.00	5,317.57	(5,317.57)	0.00 %
Fund: 890 - DA SPECIAL FUND						
810 - DA HOT CHECK FUND	32,000.00	32,000.00	750.37	7,037.47	24,962.53	78.01 %
820 - DA FORFEITURE FUND	14,000.00	14,000.00	1,481.60	12,839.29	1,160.71	8.29 %
830 - DA STATE SALARY SUPPLEMENT	22,500.00	22,500.00	1,851.02	24,075.51	(1,575.51)	-7.00 %
Fund: 890 - DA SPECIAL FUND Total:	68,500.00	68,500.00	4,082.99	43,952.27	24,547.73	35.84 %
Fund: 940 - EMPLOYEE BENEFIT TRUST FUND						
000 - NON-DEPARTMENTAL	0.00	0.00	0.00	2,523,640.43	(2,523,640.43)	0.00 %
Fund: 940 - EMPLOYEE BENEFIT TRUST FUND Total:	0.00	0.00	0.00	2,523,640.43	(2,523,640.43)	0.00 %
Report Total:	29,689,859.00	31,616,889.99	3,106,872.35	31,388,168.11	228,721.88	0.72 %

Fund Summary

Fund	Original Total Budget	Current Total Budget	Period Activity	Fiscal Activity	Variance Favorable (Unfavorable)	Percent Remaining
100 - GENERAL FUND	19,860,007.00	20,037,732.01	1,757,870.91	18,885,924.55	1,151,807.46	5.75 %
110 - JURY FUND	231,819.00	231,819.00	16,988.39	209,402.81	22,416.19	9.67 %
120 - HARRISON CO BAIL BOND BOA	8,400.00	8,400.00	0.00	0.00	8,400.00	100.00 %
140 - ROAD & BRIDGE FUND	4,880,552.00	5,026,622.83	728,158.13	4,714,365.21	312,257.62	6.21 %
145 - ROAD DAMAGE FUND	100,000.00	100,000.00	0.00	24,249.75	75,750.25	75.75 %
160 - PERMANENT SCHOOL FUND	55,125.00	55,125.00	0.00	0.00	55,125.00	100.00 %
180 - EMERGENCY OPERATION FUN	1,000.00	1,000.00	0.00	0.00	1,000.00	100.00 %
200 - ELECTION CONTRACTS FUND	0.00	0.00	0.00	29,838.73	(29,838.73)	0.00 %
220 - CONSTABLES-TRAIN/FORF FUP	0.00	14,598.15	0.00	1,793.75	12,804.40	87.71 %
240 - AIRPORT MAINTENANCE FUNI	251,800.00	251,800.00	40,625.13	176,555.70	75,244.30	29.88 %
260 - TAX COLL. V.I.T. FUND	11,600.00	11,600.00	0.00	459.98	11,140.02	96.03 %
270 - HARRISON COUNTY YOUTH EN	96,466.00	96,466.00	0.00	84,773.78	11,692.22	12.12 %
300 - JUSTICE TECHNOLOGY FUND	82,520.00	82,520.00	245.00	14,151.96	68,368.04	82.85 %
310 - DISTRICT COURT RECORDS TE	4,050.00	4,050.00	0.00	2,363.00	1,687.00	41.65 %
320 - COUNTY & DISTRICT COURT TI	2,000.00	2,000.00	0.00	743.89	1,256.11	62.81 %
330 - CASE MANAGER FUND	20,580.00	20,580.00	1,013.01	8,452.85	12,127.15	58.93 %
410 - LAW LIBRARY FUND	71,745.00	71,745.00	4,585.34	43,003.19	28,741.81	40.06 %
420 - CJAD - PRE-TRIAL SERVICES	0.00	90,248.00	276.55	70,426.89	19,821.11	21.96 %
430 - CJAD - COMM. SERVICE REST.	0.00	85,153.00	1,936.41	53,911.32	31,241.68	36.69 %
440 - CJAD - BASIC SUPERVISION	0.00	1,113,236.00	22,296.60	620,518.14	492,717.86	44.26 %
450 - JUVENILE SERVICES FUND	1,253,069.00	1,250,173.61	145,935.20	1,249,498.77	674.84	0.05 %
460 - JUVENILE GRANT FUND	548,791.00	551,686.39	16,750.12	547,688.26	3,998.13	0.72 %
490 - COUNTY GRANT FUND	346,439.00	346,439.00	81,186.75	404,311.88	(57,872.88)	-16.71 %
500 - RECORDS PRESERVATION	156,600.00	156,600.00	74,433.46	144,933.46	11,666.54	7.45 %
510 - COUNTY RECORDS PRESERVAT	40,000.00	40,000.00	0.00	899.17	39,100.83	97.75 %
511 - RECORD ARCHIVES FUND	150,000.00	150,000.00	134,000.00	134,000.00	16,000.00	10.67 %
512 - VITAL ARCHIVES FUND	8,000.00	8,000.00	0.00	0.00	8,000.00	100.00 %
513 - DISTRICT CLERK RECORDS MGI	30,000.00	30,000.00	0.00	962.77	29,037.23	96.79 %
515 - CC PRESERVATION HB3637 FU	6,000.00	6,000.00	0.00	0.00	6,000.00	100.00 %
550 - SECURITY FUND	100,210.00	100,210.00	9,123.51	90,264.23	9,945.77	9.92 %
551 - SUB-COURTHOUSE SECURITY I	13,415.00	13,415.00	0.00	0.00	13,415.00	100.00 %
560 - COURT-INITIATED GUARDIANS	4,300.00	4,300.00	0.00	0.00	4,300.00	100.00 %
570 - 6TH COURT OF APPEALS FUNC	5,500.00	5,500.00	2,161.90	436.78	5,063.22	92.06 %
610 - CH JAIL INT. & SINK. FUND	981,921.00	981,921.00	415.00	981,931.15	(10.15)	0.00 %
710 - PERMANENT IMPROVEMENT I	250,000.00	550,000.00	64,765.05	294,761.97	255,238.03	46.41 %
740 - TOBACCO SETTLEMENT FUND	29,450.00	29,450.00	0.00	24,450.00	5,000.00	16.98 %
750 - COURTHOUSE MAINTENANCE	20,000.00	20,000.00	22.90	183.90	19,816.10	99.08 %
850 - OPEB TRUST FUND	0.00	0.00	0.00	5,317.57	(5,317.57)	0.00 %
890 - DA SPECIAL FUND	68,500.00	68,500.00	4,082.99	43,952.27	24,547.73	35.84 %
940 - EMPLOYEE BENEFIT TRUST FU	0.00	0.00	0.00	2,523,640.43	(2,523,640.43)	0.00 %
Report Total:	29,689,859.00	31,616,889.99	3,106,872.35	31,388,168.11	228,721.88	0.72 %

HARRISON COUNTY, TEXAS

Indebtedness

As of 09-30-17

General Obligations	Original Issue Amount		Outstanding as of 09/30/17
2016 General Obligation Refunding Bonds	\$2,830,000.00	*	\$2,440,000.00
2013 Energy Savings Proj#009	\$1,050,000.00	*	\$768,348.21
2013 Secured Equipment #010	\$188,631.00	*	\$86,014.81
2013 Secured Equipment #011	\$150,006.90	*	\$68,402.41
2013 Secured Equipment #012	\$230,785.00	*	\$0.00
2014 Secured Equipment #013	\$723,601.41	*	\$246,375.55
2015 Secured Equipment #014	\$714,000.00	*	\$243,226.02
Total Principal Debt Obligation			<u><u>\$3,852,367.00</u></u>

We expect the Outstanding balance as of 9-30-17 to be \$3,852,367